191 - Giulietta 1.4 Turbo MultiAir FRONT WHEEL HUB,LEFT OR RIGHT - R.R WITH WHEEL REMOVED, CHECK WHEEL GEOMETRY SEPARATELY 4450C28

back toFRONT WHEEL HUB BEARINGS (LH AND RH) - REPLACE

Removing (Refitting)

- Place the vehicle on a lift.

- Disconnect the negative battery terminal.

	Description	Connector
-	BATTERY	See A001 BATTERY

Op. 3310A57 FRONT BRAKE CALIPER BRACKET (ONE), LEFT OR RIGHT - R.R

Op. 3340B10 HOSE TO L/H OR R/H FRONT BRAKES (ONE) - R+R

1. Remove the staking from the wheel hub fixing nut using the special tool.



1. Fit the tool (1a) and undo the wheel hub fixing nut (1b).

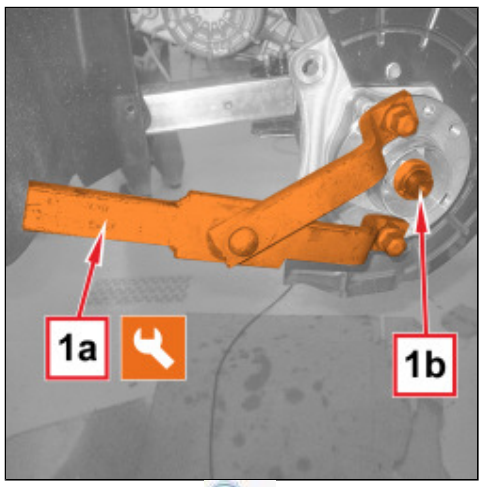

Tool	Description	Function	Validity
1870815000	Counter-torque	Loosen/ tighten nut securing front drive shaft to wheel hub	

1. Unscrew the fixing nut (1a) and remove the front wheel hub (1b).

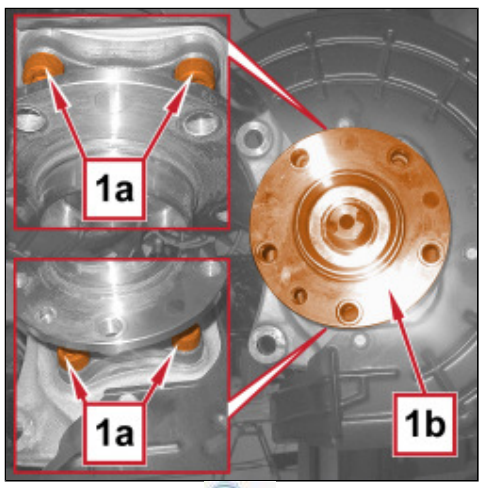

1. Use a hydraulic press and the specific tools (1a) and (1b) to remove the wheel hub bearing.

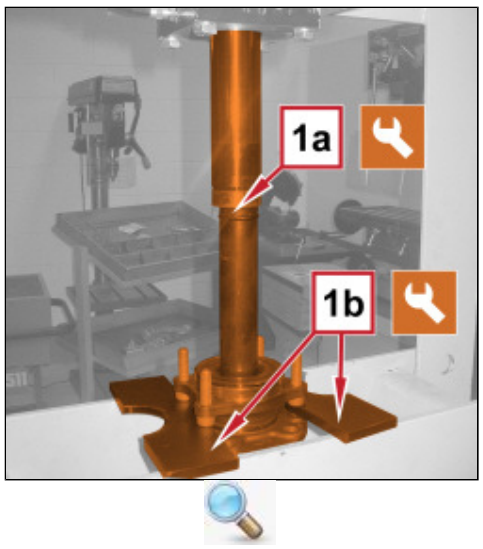

Tool	Description	Function	Validity
1870899400	Plate	Plate for extracting the fifth/sixth gear sliding sleeve hub	

Tool	Description	Function	Validity
1870899300	Drift	Drift for driving in the main shaft lower bearing	



Refitting (Removing)

1. Use a hydraulic press and the specific tools (1a) and (1b) to position the bearing it its housing in the wheel hub.

Tool	Description	Function	Validity
1860873000	Mount	Tool for removing - refitting gearbox-differential	

Tool	Description	Function	Validity
1870658000	Extractor/fitting tool	Reassembling the main shaft and layshaft Fitting differential bearings. Extracting the main shaft front bearing outer race. Extracting the wheel hub from the pillar.	

1. Fit the wheel hub (1a) in its housing and tighten the fixing screws to the prescribed torque.

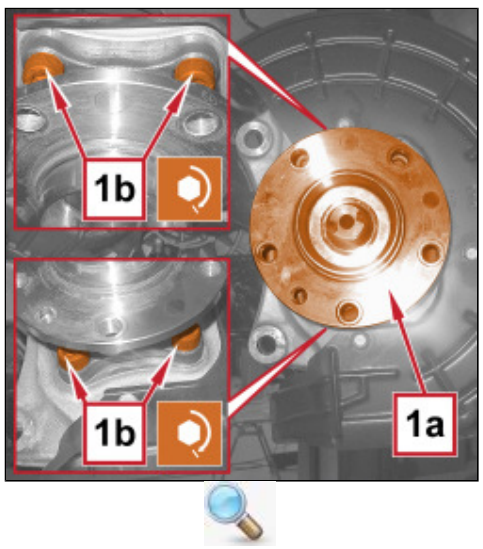

Component	Fastening	Ø	Value (daNm)	Validity
Bearing to pillar	Screw	M10 x 1.5	5.8 ÷ 7.1	

1. Fit the tool (1a) and tighten the new wheel hub retaining nut (1b) to the prescribed torque.

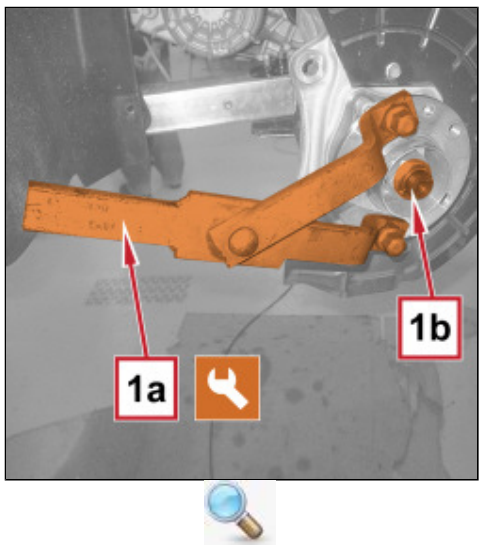

Tool	Description	Function	Validity
1870815000	Counter-torque	Loosen/ tighten nut securing front drive shaft to wheel hub	

Component	Fastening	Ø	Value (daNm)	Validity
Front wheel hub	Nut (to replace)	M24	6.6 ÷ 7.3 + 62° +/- 2°	

- Stake the wheel hub fixing nut as described below.

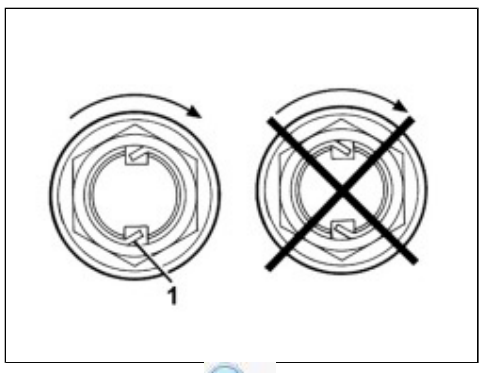

Op. 3340B10 HOSE TO L/H OR R/H FRONT BRAKES (ONE) - R+R

Op. 3310A57 FRONT BRAKE CALIPER BRACKET (ONE), LEFT OR RIGHT - R.R

- Connect the negative battery terminal.

	Description	Connector
-	BATTERY	See A001 BATTERY

- Remove the vehicle from the lift.